

Orientation-Preserving Vectorized Distance Between Curves

Jeff M. Phillips

University of Utah

JEFFP@CS.UTAH.EDU

Hasan Pourmahmood-Aghababa

University of Utah

H.POURMAHMOODAGHABABA@UTAH.EDU

Editors: Joan Bruna, Jan S Hesthaven, Lenka Zdeborova

Abstract

We introduce an orientation-preserving landmark-based distance for continuous curves, which can be viewed as an alternative to the Fréchet or Dynamic Time Warping distances. This measure retains many of the properties of those measures, and we prove some relations, but can be interpreted as a Euclidean distance in a particular vector space. Hence it is significantly easier to use, faster for general nearest neighbor queries, and allows easier access to classification results than those measures. It is based on the *signed* distance function to the curves or other objects from a fixed set of landmark points. We also prove new stability properties with respect to the choice of landmark points, and along the way introduce a concept called signed local feature size (slfs) which parameterizes these notions. Slfs explains the complexity of shapes such as non-closed curves where the notion of local orientation is in dispute – but is more general than the well-known concept of (unsigned) local feature size, and is for instance infinite for closed simple curves. Altogether, this work provides a novel, simple, and powerful method for oriented shape similarity and analysis.

Keywords: Computational geometry, learning on structured data, feature mapping, medial axis, feature size.

1. Introduction

The Fréchet distance (Alt and Godau, 1995) is a very popular distance between curves; it has spurred significantly practical work improving its empirical computational time (Bringmann et al., 2019) (including a recent GIS Cup challenge (Werner and Oliver, 2018; Baldus and Bringmann, 2017; Buchin et al., 2017b; Dütsch and Vahrenhold, 2017) and inclusion in sklearn) and has been the subject of much algorithmic studies on its computational complexity (Bringmann, 2014; Agarwal et al., 2014; Buchin et al., 2017a). While in some practical settings it can be computed in near-linear time (Driemel et al., 2012), there exists settings where it may require near-quadratic time – essentially reverting to dynamic programming (Bringmann, 2014).

The interest in studying the Fréchet distance (and similar distances like the discrete Fréchet distance (Eiter and Mannila, 1994), Dynamic Time Warping (Lemire, 2009), edit distance with real penalties (Chen et al., 2005)) has grown recently due to the very real desire to apply them to data analysis. Large corpuses of trajectories have arisen through collection of GPS traces of people (Zheng et al., 2011), vehicles (Cruz et al., 2016), or animals (Buchin et al., 2019), as well as other shapes such as letters (Williams et al., 2007), time series (Driemel et al., 2016), and more general shapes (Alt et al., 2004). What is common about these measures, and what separates them from alternatives such as the Hausdorff distance is that they capture the direction or orientation of the object. However, this enforcing of an ordering seems to be directly tied to the near-quadratic

hardness results (Bringmann, 2014), deeply linked with other tasks like edit distance (Bringmann and Künnemann, 2015; Backurs and Indyk, 2015).

Moreover, for data analysis on large data sets, not only is fast computation needed, but so are other operations like fast nearest-neighbor search or inner products. While a lot of progress has been made in the case of Fréchet distance and the like (Gudmundsson et al., 2019; Shang et al., 2018; Xie et al., 2017; de Berg et al., 2011; Driemel and Silvestri, 2017; Driemel et al., 2019; Filtser et al., 2020), these operations are still comparatively slow and limited. For instance, some of the best fast nearest neighbor search for LSH for discrete Fréchet distance on n curves with m waypoints can answer a query within $1 + \varepsilon$ distance using $O(m)$ time, but requiring $n \cdot O((1/\varepsilon)^m)$ space (Filtser et al., 2020); or if we reduce the space to something reasonable like $O(n \log n + mn)$, then a query in $O(m \log n)$ time can provide only an $O(m)$ approximation (Driemel and Silvestri, 2017).

On the other hand, fast nearest neighbor search for Euclidean distance is far more mature, with better LSH bounds, but also quite practical algorithms (Ann Arbor Algorithms, 2018; Razenshteyn and Schmidt, 2018). Moreover, most machine learning libraries assume as input Euclidean data, or for other standard data types like images (Krizhevsky et al., 2012) or text (Pennington et al., 2014; Mikolov et al., 2013) have sophisticated methods to map to Euclidean space. However, Fréchet distance is known not to be embeddable into a Euclidean vector space without quite high distortion (Indyk, 1998; Driemel and Silvestri, 2017).

Embeddings first. This paper on the other hand starts with the goal of embedding ordered/oriented curve (and shape) data to a Euclidean vector space, where inner products are natural, fast nearest neighbor search is easily available, and it can directly be dropped into any machine learning or other data analysis frameworks.

This builds on recent work with a similar goals for halfspaces, curves, and other shapes (Phillips and Tang, 2019, 2020). But that work did not encode orientation. This orientation-preserving aspect of these distances is clearly important for some applications; it is needed to say distinguish someone going to work versus returning from work.

Why might Fréchet be better for data analysis than discrete Fréchet or DTW or the many other distances? One can potentially point to long segments and no need to discretize, or (quasi-)metric properties. Regardless, an equalizer is in determining how well a distance models data is the prediction error for classification tasks; such tasks demonstrate how well the distances encode what truly matters on real tasks. The previous vectorized representations matched or outperformed a dozen other measures (Phillips and Tang, 2019). In this paper, we show an oriented distance performs similarly on general tasks, but when orientation is essential, does significantly better than non-orientation preserving measures. Moreover, by extending properties from similar, but non-orientable vectorized distances (Phillips and Tang, 2019, 2020), our proposed distance inherits metric properties, can handle long segments, and *also* captures curve orientation.

More specifically, our approach assumes all objects are in a bounded domain Ω a subset of \mathbb{R}^d (typically \mathbb{R}^2). This domain contains a set of landmark points Q , which might constitute a continuous uniform measure over Ω , or a finite sample approximation of that distribution. With respect to an object γ , each landmark $q_i \in Q$ generates a value $v_{q_i}(\gamma)$. Each of these values $v_{q_i}(\gamma)$ can correspond with the i th coordinate in a vector $v_Q(\gamma)$, which is finite (with $|Q| = n$ -dimensions) if Q is finite. Then the distance between two objects γ and γ' is the square-root of the average squared distance of these values – or the Euclidean distance of the finite vectors

$$d_Q(\gamma, \gamma') = \|v_Q(\gamma) - v_Q(\gamma')\|.$$

The innovation of this paper is in the definition of the value $v_{q_i}(\cdot)$ and the implications around that choice. In particular in previous works by [Phillips and Tang \(2019, 2020\)](#), in this framework, this had been (mostly) set as the *unsigned* minDist function: $v_q^{\text{mD}}(\gamma) = \min_{p \in \gamma} \|p - q\|$. In this paper we alter this definition to not only capture the distance to the shape γ , but in allowing negative values to also capture the orientation of it.

This new definition leads to many interesting structural properties about shapes. These include:

- We show that d_F is stable up to Fréchet perturbations of the curves. In particular, for two curves γ, γ' which are closed, then $d_Q(\gamma, \gamma') < d_F(\gamma, \gamma')$, where d_F is the Fréchet distance. Moreover, for an l^∞ variant of the distance d_Q^∞ (see Definition 2), and the curves are closed, we obtain $d_F(\gamma, \gamma') = d_Q^\infty(\gamma, \gamma')$. Thus d_Q captures orientation. In contrast for a class of curves we show $d_Q^{\text{mD}, \infty}$ can equal Hausdorff distance, so this older version explicitly does not capture orientation.
- We introduce a new stability notion called the *signed local feature size* for oriented curves and other shapes γ . While it does not rely on the new signed $v_{q_i}(\gamma) : \mathbb{R}^d \rightarrow \mathbb{R}$ distance function, it captures a scale under which $v_{q_i}(\gamma)$ is stable. Unlike its unsigned counterpart (*local feature size*, which plays a prominent role in shape reconstruction ([Amenta et al., 2001a](#); [Cheng et al., 2012](#); [Chazal and Cohen-Steiner, 2012](#)) and computational topology ([Chazal et al., 2014, 2011](#); [Chazal and Lieutier, 2005](#))), the signed local feature size is infinite for closed simple curves. This in turn implies d_Q is stable with respect to Q for all closed simple curves, where as notions which depend on (unsigned) local feature size (e.g., medial axis) are not.
- For curves with boundary, the signed local feature size requires a more intricate treatment. We show that when the signed local feature size δ is positive but finite ($0 < \delta < \infty$) then we can set a scale parameter σ in the definition of v_q (denoted v_q^σ) and in d_Q (denoted d_Q^σ) so when $\sigma < \delta / (4(1 + \sqrt{\ln(2/\varepsilon)}))$, then the signed distance function v_i^σ is stable up to value ε .

Altogether, these results build and analyze a new vectorized, and sketchable distance between curves (or other geometric objects) which captures orientation like Fréchet (or dynamic time warping, and other popular measures), but avoids all of the complications when actually used. As we demonstrate, fast nearest neighbor search, machine learning, clustering, etc are all now very easy.

2. Curves and Distances Between Them

By a *curve* we mean the image of a continuous non-constant mapping $\gamma : [0, 1] \rightarrow \mathbb{R}^2$ with countably many number of self-crossings. Two curves are equivalent if they can be reparameterized by an increasing monotone function to be identical. Hence there are two equivalence classes corresponding to the same trace of a curve, these two classes correspond to the direction of the curve. A curve γ is *closed* if $\gamma(0) = \gamma(1)$. It is *simple* if the mapping does not cross itself, i.e. γ is one-to-one.

Let Γ be the class of all simple curves γ in \mathbb{R}^2 with the property that at almost every point p on γ , considering the direction of the curve, there is a unique normal vector n_p at p , i.e. there is a tangent line almost everywhere on γ . Such points are called *regular points* of γ and the set of regular points of γ is denoted by $\text{reg}(\gamma)$. Points of $\gamma \setminus \text{reg}(\gamma)$ are called *critical points* of γ . The terminology “almost every point” means that the Lebesgue measure of those $t \in [0, 1]$ such that $\gamma(t)$ is a critical point is zero. We also assume that at critical points, which are not endpoints of

a non-closed curve, γ is left and right differentiable but left and right derivatives are possibly not identical, that is, left and right tangent lines exist. Finally, we assume that non-closed curves in Γ have left/right tangent line at endpoints. These assumptions will guarantee the existence of a unique normal vector at critical points that are defined in Section 2.1.

Baseline distances. Important baseline distances are the Hausdorff and Fréchet distances. Given two compact sets $A, B \subset \mathbb{R}^d$, the *directed Hausdorff distance* is $\overrightarrow{d}_H(A, B) = \max_{a \in A} \min_{b \in B} \|a - b\|$. Then the *Hausdorff distance* is defined $d_H(A, B) = \max\{\overrightarrow{d}_H(A, B), \overrightarrow{d}_H(B, A)\}$.

The Fréchet distance is defined for curves γ, γ' with images in \mathbb{R}^d . Let Π be the set of all monotone reparametrizations (a non-decreasing function α from $[0, 1] \rightarrow [0, 1]$). It will be essential to interpret the inverse of α as interpolating continuity; that is, if a value t is a point of discontinuity for α from a to b , then the inverse α^{-1} should be $\alpha^{-1}(t) = t$ for all $t' \in [a, b]$. Together, this allows α (and α^{-1}) to represent a continuous curve in $[0, 1] \times [0, 1]$ that starts at $(0, 0)$ and ends at $(1, 1)$ while never decreasing either coordinate; importantly, it can move vertically or horizontally. Then the *Fréchet distance* is

$$d_F(\gamma, \gamma') = \inf_{\alpha \in \Pi} \max\left\{ \sup_{t \in [0, 1]} \|\gamma(t) - \gamma'(\alpha(t))\|, \sup_{t \in [0, 1]} \|\gamma(\alpha^{-1}(t)) - \gamma'(t)\| \right\}.$$

We can similarly define the Fréchet distance for closed oriented curves (see also (Alt et al., 2004; Schlesinger et al., 2018)); it is useful to interpret this parameterization of curve γ as measuring *arclength*. Given an arbitrary point $c_0 \in \gamma$, then $\gamma(t)$ for $t \in [0, 1)$ indicates the distance along the curve from c_0 in a specified direction, divided by the total arclength. Let Π° denote the set of all monotone, cyclic parameterizations; now $\alpha \in \Pi^\circ$ is a function from $[0, 1) \rightarrow [0, 1)$ where it is non-decreasing everywhere except for exactly one value a where $\alpha(a) = 0$ and $\lim_{t \nearrow a} \alpha(t) = 1$. Again, $\alpha^{-1} \in \Pi^\circ$ has the same form, and interpolates the discontinuities with segments of the constant function. Then the Fréchet distance for oriented closed curves is defined $d_F(\gamma, \gamma') = \inf_{\alpha \in \Pi^\circ} \max\{\sup_{t \in [0, 1)} \|\gamma(t) - \gamma'(\alpha(t))\|, \sup_{t \in [0, 1)} \|\gamma(\alpha^{-1}(t)) - \gamma'(t)\|\}$. Oriented closed curves are important for modeling boundary of shapes and levelsets (Lorensen and Cline, 1987), orientation determines inside from outside.

2.1. New Definitions for Orientation-Preserving Distance

We introduce a feature mapping based on some landmark set Q as one of the core definitions of this paper. We will employ the notation $\langle \cdot, \cdot \rangle$ for the usual inner product in a Euclidean space.

Definition 1 (Feature Mapping) *Let γ be a curve, Q be a finite subset of \mathbb{R}^2 and $\sigma > 0$. For each $q \in Q$ let $p = \operatorname{argmin}_{p' \in \gamma} \|q - p'\|$. If p is not an endpoint of γ , we define*

$$v_q^\sigma(\gamma) = \frac{1}{\sigma} \langle n_p(q), q - p \rangle e^{-\frac{\|q-p\|^2}{\sigma^2}}.$$

Otherwise (for endpoints) we set

$$v_q^\sigma(\gamma) = \frac{1}{\sigma} \left\langle n_p, \frac{q - p}{\|q - p\|} \right\rangle \|q\|_{\infty, p} e^{-\frac{\|q-p\|^2}{\sigma^2}},$$

where $\|q\|_{\infty, p}$ is the l^∞ -norm of q in the coordinate system with axis parallel to n_p and L (tangent line at p) and origin at p ; see Figure 2 (Left) for an illustration. Figure 1 shows an example of v_q^σ over \mathbb{R}^2 . Notice that $\|q\|_{2, p} = \|q - p\|$ and so $\frac{1}{\sqrt{2}} \leq \frac{\|q\|_{\infty, p}}{\|q-p\|} \leq 1$. If $Q =$

$\{q_1, q_2, \dots, q_n\}$, setting $v_i^\sigma(\gamma) = v_{q_i}^\sigma(\gamma)$ we obtain a feature mapping $v_Q^\sigma : \Gamma \rightarrow \mathbb{R}^n$ defined by $v_Q^\sigma(\gamma) = (v_1^\sigma(\gamma), \dots, v_n^\sigma(\gamma))$. (We will drop the superscript σ afterwards, unless otherwise specified.)

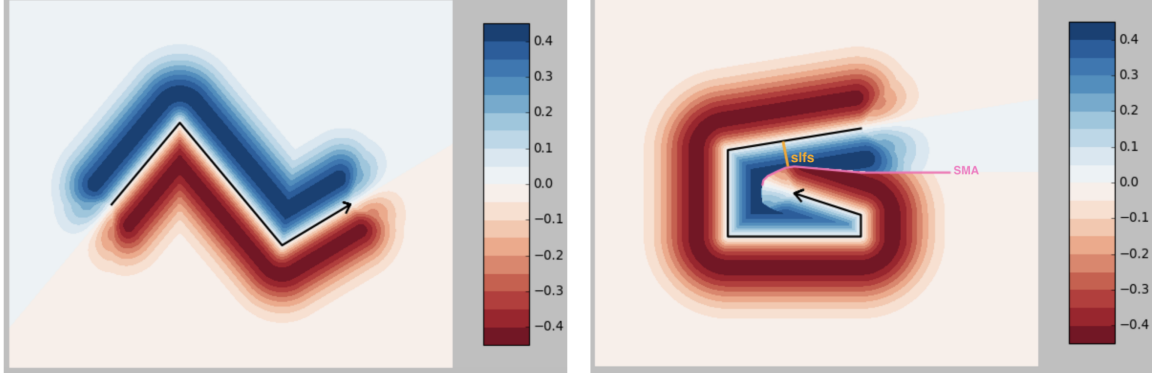


Figure 1: Left: Example of feature mapping v_q for curve, with sidedness encoded by positive/negative values. Right: Signed medial axis (SMA - in pink) as the only place with large discontinuity in v_q and signed local feature size (slfs - in orange).

The inner product in $v_q^\sigma(\gamma)$ captures the sidedness of q with respect to its nearest point $p \in \gamma$. The Gaussian weight dampens function value as a point q becomes further from γ ; if we think of it as representing the magnitude of the sidedness, then as q becomes further from γ , we want to have less confidence in this value. In particular, as discussed below, as q approaches the SMA (see Definition 4 below), the bandwidth parameter σ can be tuned so this magnitude goes close to 0, and the discontinuity on the SMA is bounded. Figure 1 provides examples of feature mapping for two curves where in the second complex picture we have identified SMA.

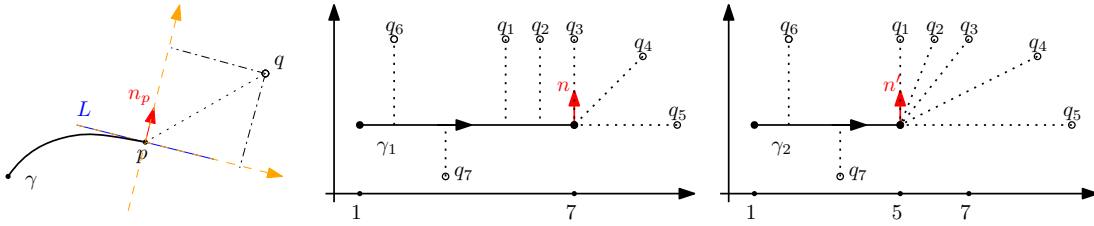


Figure 2: l^∞ -norm at endpoints distinguishes these two simple curves

Regarding endpoints, we keep $n_p(q)$ fixed, independent of the choice of q . This ensures that for points q that would be on the ray extending from the endpoint in the same direction, that the function value is 0, and thus $v_q^\sigma(\gamma)$ does not have a discontinuity here as the sign changes. We use l^∞ -norm (the $\|q\|_{\infty,p}$ term) at these endpoints to obtain the definiteness property of the distance d_Q^σ in Definition 2. Indeed, it enables us to distinguish two curves which are almost identical, such as the two line segments γ_1 and γ_2 in Figure 2. If we had alternatively, employed an l^2 -norm at endpoints (using $\|q\|_{2,p}$, as would be equivalent to the definition of $v_q^\sigma(\gamma)$ at non-endpoints p), both curves γ and γ' would be mapped to the same v_Q^σ vectors, i.e. $v_Q^\sigma(\gamma) = v_Q^\sigma(\gamma')$. In contrast, the l^∞ -norm at endpoints will provide different v_Q^σ vectors for them. We will ultimately require that Q is sufficiently dense in order to have definiteness property, discussed next.

Definition 2 (Orientation Preserving Distance) Let $\gamma_1, \gamma_2 \in \Gamma$, $Q = \{q_1, q_2, \dots, q_n\}$ be a point set in \mathbb{R}^2 , $\sigma > 0$ be a positive constant and $p \in [1, \infty]$. The orientation preserving distance of γ_1 and γ_2 , associated with Q , σ and p , denoted $d_Q^{\sigma,p}(\gamma_1, \gamma_2)$, is the normalized l^p -Euclidean distance of two n -dimensional feature vectors $v_Q(\gamma_1)$ and $v_Q(\gamma_2)$ in \mathbb{R}^n , i.e. for $p \in [1, \infty)$,

$$d_Q^{\sigma,p}(\gamma_1, \gamma_2) = \frac{1}{\sqrt[p]{n}} \|v_Q(\gamma_1) - v_Q(\gamma_2)\|_p = \left(\frac{1}{n} \sum_{i=1}^n |v_i(\gamma_1) - v_i(\gamma_2)|^p \right)^{1/p},$$

and for $p = \infty$,

$$d_Q^{\sigma,\infty}(\gamma_1, \gamma_2) = \|v_Q(\gamma_1) - v_Q(\gamma_2)\|_\infty = \max_{1 \leq i \leq n} |v_i(\gamma_1) - v_i(\gamma_2)|.$$

As default we use d_Q^σ instead of $d_Q^{\sigma,2}$. Landmarks Q can be described by a probability distribution $\mu : \mathbb{R}^2 \rightarrow \mathbb{R}$, then v_Q is infinite-dimensional, and for $p \in [1, \infty)$ we can define $d_Q^{\sigma,p}(\gamma_1, \gamma_2) = (\int_{q \in \mathbb{R}^2} |v_q(\gamma_1) - v_q(\gamma_2)|^p \mu(q))^{1/p}$.

Since curves are embedded into a Euclidean space, and the usual l^p -norm induces a distance between two curves, the function $d_Q^{\sigma,p}$ enjoys all properties of a metric but the definiteness property. That is, it satisfies triangle inequality, is symmetric, and $d_Q^{\sigma,p}(\gamma_1, \gamma_2) = 0$ provided $\gamma_1 = \gamma_2$ (i.e. γ_1 and γ_2 have same range and direction). However, $d_Q^{\sigma,p}(\gamma_1, \gamma_2) = 0$ does not necessarily imply $\gamma_1 = \gamma_2$: consider two curves which overlap, and all landmarks have closest points on the overlap.

To address this problem, following [Phillips and Tang \(2019\)](#), we can restrict the family of curves to be τ -separated (they are piecewise-linear and critical points are a distance of at least τ to non-adjacent parts of the curve), and assume the landmark set is sufficiently dense (e.g., a grid with separation $\leq \tau/16$). Under these conditions again $d_Q^{\sigma,p}$ is definite, and is a metric.

In higher dimensions, our feature mapping and thus the distance d_Q^σ could be extended to surfaces of codimension 1, given an appropriate generalization for dealing with surface boundary.

Computational complexity. For piecewise-linear curves γ with m segments, the feature map to \mathbb{R}^n can be computed in $O(mn)$ time, by for each point q_i taking the minimum distance among all segments. Then distance between any pair of curves takes $O(n)$ time. When n is a constant (e.g., as $n = 20$ recommended by [Phillips and Tang \(2019\)](#)), then these runtimes are as fast as reading the data, and constant. In comparison, Fréchet distance takes time $O(m^2 \log m)$ ([Alt and Godau, 1995](#)) and $\Omega(m^2 / \log m)$ assuming SETH ([Bringmann, 2014](#)).

3. Signed Local Feature Size and Signed Medial Axis

Given a curve γ in \mathbb{R}^2 , previous work studied ways it interacts with the ambient space. The *medial axis* $MA(\gamma)$ ([Lee, 1982](#); [Amenta et al., 2001b](#)) is the set of points $q \in \mathbb{R}^2$ where the minimum distance $\min_{p \in \gamma} \|p - q\|$ is not realized by a unique point $p \in \gamma$. The *local features size* ([Amenta and Bern, 1999](#)) for a point $p \in \gamma$ defined by $\text{lfs}_p(\gamma) = \inf_{r \in MA(\gamma)} \|r - p\|$ is the minimum distance from p to the medial axis of γ . We introduce signed versions of local feature size and medial axis which are intricately tied to the stability of d_Q^σ . We use the notation $\text{int}(\overline{pp'})$ to show the interior of a line segment $\overline{pp'}$, which is the line segment $\overline{pp'}$ without its endpoints.

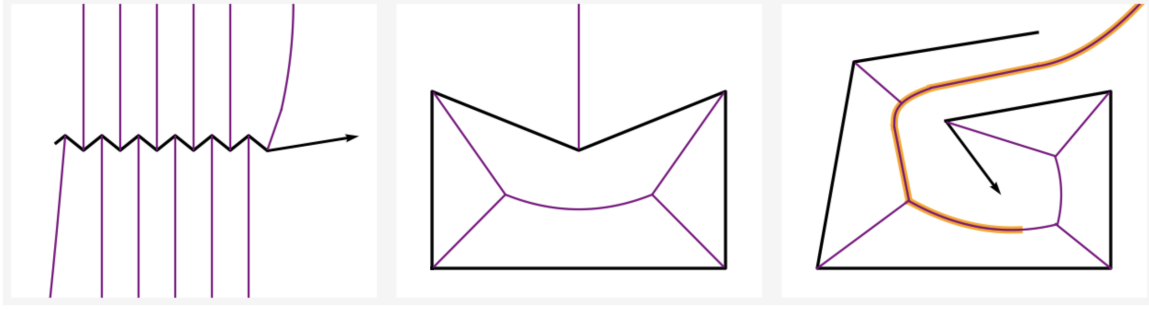


Figure 3: MA (in purple) and SMA (in orange) in example shapes (in black): noisy curve with large MA and no SMA, closed curve with no SMA, and spiral with SMA a subset of MA.

Definition 3 (Signed Local Feature Size) Let $\gamma \in \Gamma$ be a curve and p be a point of $\text{reg}(\gamma)$. Define

$$\delta_p(\gamma) = \inf\{\|p - p'\| : \langle n_p, p - p' \rangle \langle n_{p'}, p' - p \rangle < 0, \text{int}(\overline{pp'}) \cap \gamma = \emptyset, p' \in \text{reg}(\gamma)\},$$

where we assume that the infimum of the empty set is ∞ . Then we introduce the signed local feature size (slfs in short) of γ to be $\delta(\gamma) = \inf_{p \in \text{reg}(\gamma)} \delta_p(\gamma)$.

Example 3.1 Any line segment γ has infinite slfs since $\text{int}(\overline{pp'})$ is a subset of γ for any $p, p' \in \gamma$. Moreover, any simple closed curve in Γ has infinite slfs. Let $\gamma \in \Gamma$ be a closed simple curve which, w.l.o.g., oriented clockwise. The condition $\text{int}(\overline{pp'}) \cap \gamma = \emptyset$ for any $p, p' \in \text{reg}(\gamma)$ implies that the line segment $\overline{pp'}$ is completely inside γ or completely outside γ . In both cases, $p - p'$ and n_p (and similarly $p' - p$ and $n_{p'}$) will be on one side of the tangent line at p (resp. p') and so both inner products will be positive (since n_p is perpendicular to the tangent line).

The slfs captures twice the minimum distance between two parts of the curve, but keeping track of orientation, so the connecting segment has endpoints which emanates from the “left” side of one part of the curve and the “right” part of the other. Thus this does not measure small wiggles in a curve, perhaps caused by noise (see Figure 3:Left), but only if a curve comes back on itself (Figure 3:Right). Unlike the (unsigned) local feature size, which captures how much perturbation is needed to change the homotopy, the slfs captures a safe distance a point can be from a curve so the notion of “which side of the curve is it on” is well-defined.

With a simple closed curve, the notion of sidedness is unambiguous, but for non-closed curves this is not always easy to interpret. Thus, next, we use this notation of signed local feature size to also adapt the related notion of signed medial axis. Unlike the (unsigned) medial axis, this does not measure the skeleton of a shape, but captures a transition boundary between curves, where the notion of sidedness changes.

For each $q \in \mathbb{R}^2$ and corresponding minDist point $p = \text{argmin}_{p' \in \gamma} \|q - p'\|$ on γ , we need to define a normal direction $n_p(q)$ at p . For regular points $p \in \text{reg}(\gamma)$, this can be defined naturally by the right-hand rule. For endpoints we use the normal vector of the tangent line compatible with the direction of the curve. For non-endpoint critical point, there are technical conditions for non-simple curves (see Appendix A), but in general we use the direction u which maximizes $|\langle u, q - p \rangle|$ with sign subject to the right-hand-rule. While p depends on q , for simplicity we avoid the notation $p(q)$.

Definition 4 (Signed Medial Axis) Let $\gamma \in \Gamma$ and let q be a point in \mathbb{R}^2 . We say that q belongs to the signed medial axis of γ (SMA(γ) in short) if there are at least two points p, p' on γ such that $p, p' = \text{argmin}_{p \in \gamma} \|q - p\|$ and $\langle n_p(q), p - p' \rangle \langle n_{p'}(q), p' - p \rangle < 0$.

The signed medial axis of a curve is a subset of its usual medial axis. Also, $\delta(\gamma) = \infty$ if and only if γ has no signed medial axis, i.e. $\text{SMA}(\gamma) = \emptyset$. Therefore, according to Example 3.1, line segments and simple closed curves in Γ have no signed medial axis. Figure 3 also shows examples of both MA and SMA. Observe that it is possible to have $\text{SMA}(\gamma) = \emptyset$ but $\text{MA}(\gamma) \neq \emptyset$. As a more intuitive example to see how to identify the SMA, see the pictures in Figure 1, which provide examples of feature mapping v_q for two curves where in the second complex picture we have labeled SMA and slfs.

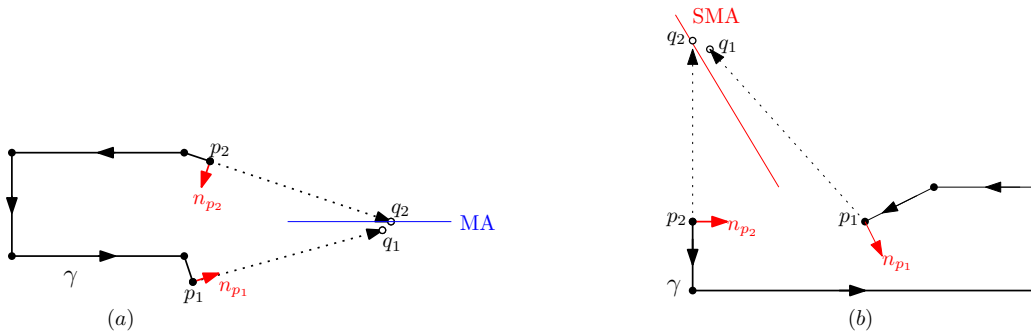


Figure 4: The cases that q_1 and q_2 choose different endpoints of γ as argmin points

4. Stability Properties of $d_Q^{\sigma,p}$

In this section we proceed to the stability properties of the distance $d_Q^{\sigma,p}$. Our first goal is to show that d_Q^σ is stable under perturbations of Q , which is given in two Theorems 5 and 6. The next is to verify its stability under perturbations of curves (see Theorem 7, its corollary and Theorem 9).

4.1. Stability of Landmarks Q

As the new distance is contingent upon the choice of landmark points, it is important to examine its stability under variation of landmarks. Indeed, we would like to have some continuity-like properties in terms of perturbations of landmarks, which is compatible with our intuition.

Before stating stability properties under perturbations of landmarks, we are going to discuss some cases that will not satisfy the desired inequality in Theorems 5 and 6. As a result we will have to exclude these cases. The first case is when $\text{SMA}(\gamma) = \emptyset$ and two landmarks q_1 and q_2 are on different sides of the medial axis of γ and at least one of them chooses an endpoint as argmin point (see Figure 4(a)). The other case is when $\text{SMA}(\gamma)$ is nonempty, q_1 and q_2 are in different sides of $\text{SMA}(\gamma)$ and at least one of them chooses an endpoint as argmin point and is along the tangent of that endpoint (see Figure 4(b)). In both cases, q_1 can be arbitrarily close to q_2 but $|v_1(\gamma) - v_2(\gamma)|$ is likely to be roughly $1/\sqrt{\epsilon}$ since $v_2(\gamma) = 0$. For instance, in Figure 4(a), $|v_1(\gamma) - v_2(\gamma)| = |v_1(\gamma)| = \frac{1}{\sigma} \|q_1 - p_1\| e^{-\|q_1 - p_1\|^2/\sigma^2}$, which can be as close as $1/\sqrt{\epsilon}$ when $\|q_1 - p_1\|$ is about $\sigma/\sqrt{2}$.

Summarizing these results: If these end-point cases for q_1, q_2 do not occur (e.g., γ is closed), then $|v_1(\gamma) - v_2(\gamma)| \leq \frac{1}{\sigma} \|q_1 - q_2\|$. Or in the case of a $\text{SMA} \neq \emptyset$, then $|v_1(\gamma) - v_2(\gamma)| \leq \max\{\epsilon, \frac{1}{\sigma} \|q_1 - q_2\|\}$ if σ is set sufficiently small with respect to the slfs $\delta(\gamma)$.

Theorem 5 (Landmark stability I) *Let $\gamma \in \Gamma$ and q_1, q_2 be two points in \mathbb{R}^2 . If $\delta(\gamma) = \infty$ and q_1 and q_2 do not satisfy the above first case (e.g., γ is a closed curve), then*

$$|v_1(\gamma) - v_2(\gamma)| \leq \frac{1}{\sigma} \|q_1 - q_2\|.$$

Proof Let $p_1 = \operatorname{argmin}_{p \in \gamma} \|q_1 - p\|$ and $p_2 = \operatorname{argmin}_{p \in \gamma} \|q_2 - p\|$. We prove the theorem in four cases.

Case 1. $v_1(\gamma)v_2(\gamma) \leq 0$, the line segment $\overline{q_1q_2}$ passes through γ and p_1 and p_2 are not endpoints (see Figure 5(a)). Let p be the intersection of the segment $\overline{q_1q_2}$ with γ . Then

$$\begin{aligned} |v_1(\gamma) - v_2(\gamma)| &= \left| \frac{1}{\sigma} \langle q_1 - p_1, n_{p_1}(q_1) \rangle e^{-\frac{\|q_1 - p_1\|^2}{\sigma^2}} - \frac{1}{\sigma} \langle q_2 - p_2, n_{p_2}(q_2) \rangle e^{-\frac{\|q_2 - p_2\|^2}{\sigma^2}} \right| \\ &\leq \frac{1}{\sigma} \|q_1 - p_1\| e^{-\frac{\|q_1 - p_1\|^2}{\sigma^2}} + \frac{1}{\sigma} \|q_2 - p_2\| e^{-\frac{\|q_2 - p_2\|^2}{\sigma^2}} \\ &\leq \frac{1}{\sigma} (\|q_1 - p_1\| + \|q_2 - p_2\|) \leq \frac{1}{\sigma} (\|q_1 - p\| + \|q_2 - p\|) = \frac{1}{\sigma} \|q_1 - q_2\|. \end{aligned}$$

Case 2. $v_1(\gamma)v_2(\gamma) \geq 0$, the line segment $\overline{q_1q_2}$ does not pass through γ and p_1 and p_2 are not endpoints (see Figure 5(b)). Without loss of generality we may assume that both $v_1(\gamma)$ and $v_2(\gamma)$ are non-negative. In this case, $q_1 - p_1$ and $q_2 - p_2$ are parallel to $n_{p_1}(q_1)$ and $n_{p_2}(q_2)$ respectively. Therefore, $\langle q_1 - p_1, n_{p_1}(q_1) \rangle = \|q_1 - p_1\|$ and $\langle q_2 - p_2, n_{p_2}(q_2) \rangle = \|q_2 - p_2\|$. Utilizing the fact that the function $f(x) = \frac{x}{\sigma} e^{-x^2/\sigma^2}$ is Lipschitz with constant $\frac{1}{\sigma}$, we get

$$|v_1(\gamma) - v_2(\gamma)| \leq \frac{1}{\sigma} \left| \|q_1 - p_1\| - \|q_2 - p_2\| \right|.$$

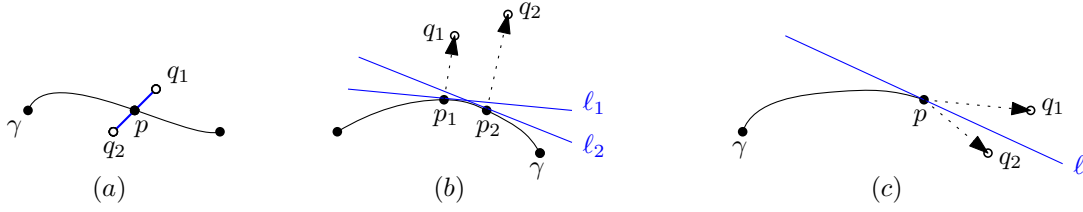
Now applying triangle inequality we infer $\|q_1 - p_1\| \leq \|q_1 - p_2\| \leq \|q_1 - q_2\| + \|q_2 - p_2\|$ and so by symmetry, $\left| \|q_1 - p_1\| - \|q_2 - p_2\| \right| \leq \|q_1 - q_2\|$. Therefore, $|v_1(\gamma) - v_2(\gamma)| \leq \frac{1}{\sigma} \|q_1 - q_2\|$.

Case 3. Endpoints. Let ℓ be the tangent line at an endpoint p on γ , n_p be its unique unit normal vector and let q_1 and q_2 be in different sides of ℓ and $p_1 = p_2 = p$ (see Figure 5(c)). Assume q is the intersection of the segment $\overline{q_1q_2}$ with ℓ . Then $\langle n_p, q - p \rangle = 0$ and so noting that $n_{p_1}(q_1) = n_{p_2}(q_2) = n_p$ we have $\langle q_1 - p, n_p \rangle = \langle q_1 - q, n_p \rangle$ and $\langle q_2 - p, n_p \rangle = \langle q_2 - q, n_p \rangle$. Therefore,

$$\begin{aligned} |v_1(\gamma) - v_2(\gamma)| &= \left| \frac{1}{\sigma} \langle n_p, \frac{q_1 - p}{\|q_1 - p\|} \rangle \|q_1\|_{\infty, p} e^{-\frac{\|q_1 - p\|^2}{\sigma^2}} - \frac{1}{\sigma} \langle n_p, \frac{q_2 - p}{\|q_2 - p\|} \rangle \|q_2\|_{\infty, p} e^{-\frac{\|q_2 - p\|^2}{\sigma^2}} \right| \\ &= \frac{1}{\sigma} \left| \left\langle n_p, \frac{\|q_1\|_{\infty, p}}{\|q_1\|_{2, p}} e^{-\frac{\|q_1 - p\|^2}{\sigma^2}} (q_1 - q) - \frac{\|q_2\|_{\infty, p}}{\|q_2\|_{2, p}} e^{-\frac{\|q_2 - p\|^2}{\sigma^2}} (q_2 - q) \right\rangle \right| \\ &= \frac{1}{\sigma} \left\| \frac{\|q_1\|_{\infty, p}}{\|q_1\|_{2, p}} e^{-\frac{\|q_1 - p\|^2}{\sigma^2}} (q_1 - q) - \frac{\|q_2\|_{\infty, p}}{\|q_2\|_{2, p}} e^{-\frac{\|q_2 - p\|^2}{\sigma^2}} (q_2 - q) \right\| \\ &\leq \frac{1}{\sigma} (\|q_1 - q\| + \|q_2 - q\|) = \frac{1}{\sigma} \|q_1 - q_2\|. \end{aligned}$$

If q_1 and q_2 are in one side of ℓ and $p_1 = p_2 = p$, the proof is the same as in Case 2. We only need to apply Cauchy-Schwarz inequality.

Case 4. The case where p_1 is an endpoint but p_2 is not can be gained from a combination of above cases. Basically, choose a point q on the line segment $\overline{q_1q_2}$ so that $q - p_1$ is parallel to n_{p_1} and then use the triangle inequality. ■


 Figure 5: q_1 and q_2 in different cases

Theorem 6 (Landmark stability II) *Let $\gamma \in \Gamma$ and q_1, q_2 be two points in \mathbb{R}^2 not satisfying the second case mentioned before Theorem 5. If $\delta(\gamma) < \infty$, $\epsilon \leq \frac{\delta(\gamma)}{4}$ is an arbitrary positive real number and $\sigma \leq \delta(\gamma)/(4(1 + \sqrt{\ln(2/\epsilon)}))$, then*

$$|v_1(\gamma) - v_2(\gamma)| \leq \max\{\epsilon, \frac{1}{\sigma}\|q_1 - q_2\|\}.$$

Proof By Theorem 5 it is enough to consider only the case where there is a signed medial axes, say M , and q_1 and q_2 are in different sides of M (the case they are in same side of M is included in Theorem 5). For the sake of convenience assume $x = \|q_1 - p_1\|$, $y = \|q_2 - p_2\|$ and let z be either x or y . The proof is based on the following observations.

(O1) If $z \leq \frac{\delta(\gamma)}{4}$, then $\frac{z}{\sigma}e^{-\frac{z^2}{\sigma^2}} \leq \frac{z}{\sigma} \leq \frac{\delta(\gamma)}{4\sigma}$.

(O2) If $z \geq \frac{\delta(\gamma)}{4}$, then $\frac{z}{\sigma} \geq \frac{\delta(\gamma)}{4\sigma} \geq 1 + \sqrt{\ln(2/\epsilon)}$. Hence, Employing the inequality $\frac{z}{\sigma}e^{-\frac{z^2}{\sigma^2}} \leq e^{\frac{2z}{\sigma}-1}e^{-\frac{z^2}{\sigma^2}} = e^{-(\frac{z}{\sigma}-1)^2}$ we get $\frac{z}{\sigma}e^{-\frac{z^2}{\sigma^2}} \leq \frac{\epsilon}{2}$.

Now if $\|q_1 - q_2\| \leq \epsilon$, noting that $\epsilon \leq \frac{\delta(\gamma)}{4}$, we have $x, y \geq \frac{3\delta(\gamma)}{4} \geq \frac{\delta(\gamma)}{4}$. Thus, by (O2), we get $|v_1(\gamma) - v_2(\gamma)| = \frac{x}{\sigma}e^{-\frac{x^2}{\sigma^2}} + \frac{y}{\sigma}e^{-\frac{y^2}{\sigma^2}} \leq \epsilon$.

Otherwise, $\|q_1 - q_2\| \geq \epsilon$ and we encounter four cases (see Figure 6 (Left)).

Case 1. If $x, y \leq \frac{\delta(\gamma)}{4}$, then by (O1), $|v_1(\gamma) - v_2(\gamma)| = \frac{x}{\sigma}e^{-\frac{x^2}{\sigma^2}} + \frac{y}{\sigma}e^{-\frac{y^2}{\sigma^2}} \leq \frac{\delta(\gamma)}{2\sigma} \leq \frac{1}{3\sigma}\|q_1 - q_2\|$.

Case 2. If $x \geq \frac{\delta(\gamma)}{4}$ and $y \leq \frac{\delta(\gamma)}{4}$, then applying (O1) and (O2) we infer

$$|v_1(\gamma) - v_2(\gamma)| = \frac{x}{\sigma}e^{-\frac{x^2}{\sigma^2}} + \frac{y}{\sigma}e^{-\frac{y^2}{\sigma^2}} \leq \frac{\epsilon}{2} + \frac{\delta(\gamma)}{4\sigma} \leq \left(1 + \sqrt{\ln\left(\frac{2}{\epsilon}\right)}\right) + \frac{\delta(\gamma)}{4\sigma} \leq \frac{\delta(\gamma)}{2\sigma} \leq \frac{2}{3\sigma}\|q_1 - q_2\|.$$

Case 3. The case $x \leq \frac{\delta(\gamma)}{4}$ and $y \geq \frac{\delta(\gamma)}{4}$ is the same as Case 2.

Case 4. Finally, if $x \geq \frac{\delta(\gamma)}{4}$ and $y \geq \frac{\delta(\gamma)}{4}$, by (O2), $|v_1(\gamma) - v_2(\gamma)| = \frac{x}{\sigma}e^{-\frac{x^2}{\sigma^2}} + \frac{y}{\sigma}e^{-\frac{y^2}{\sigma^2}} \leq \epsilon$. ■

4.2. Stability of Curves

We next would like to have a continuity-like property for d_Q^σ in terms of perturbations of curves. This property considers similar curves, where one is a small perturbation of the other, and shows that these curves will necessarily also have a small d_Q^σ distance. In particular, we define the scale of these perturbations in terms of the Fréchet and Hausdorff distance; hence this shows consistency between d_Q^σ and these distances, at least at small scales. At large scales, and for certain classes of curves, such a result is not possible (Indyk, 1998; Driemel and Silvestri, 2017), so we need to condition the classes of curves for which it holds.

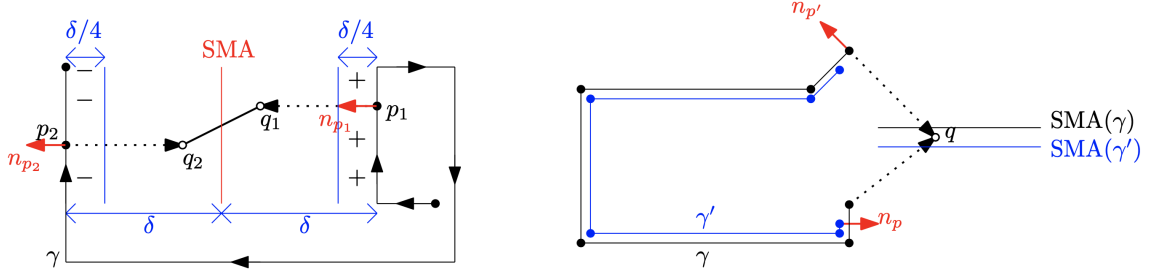


Figure 6: Left: The case that there is a SMA and q_1 and q_2 in different sides of $\text{SMA}(\gamma)$. Right: The case that a landmark point q lies between $\text{SMA}(\gamma)$ and $\text{SMA}(\gamma')$.

Moreover, non-closed curves create subtle issues around endpoints. The example in Figure 6 (Right) shows that, without controlling behavior of endpoints, we may make γ arbitrarily close to γ' in Fréchet distance, whereas $d_Q^\sigma(\gamma, \gamma')$ is possibly $1/\sqrt{\epsilon}$, where $Q = \{q\}$. This is the case where q lies between $\text{SMA}(\gamma)$ and $\text{SMA}(\gamma')$. So we cannot get the desired inequality ($d_Q^\sigma(\gamma, \gamma') \leq d_F(\gamma, \gamma')$) for this case. Thus, the landmarks which fall between the signed medial axes may cause otherwise similar curves to have different signatures. For a large domain Ω (and especially with σ , relatively small) these should be rare, and then d_Q^σ which averages over these landmarks should not be majorly effected. We formalize when this is the case in the next theorem, and its corollary which shows that if two curves γ, γ' are closed (Corollary 8), then $d_Q^\sigma(\gamma, \gamma') \leq \frac{1}{\sigma} d_F(\gamma, \gamma')$. We also obtain a $(1 + \epsilon)$ -relative error inequality $d_Q^\sigma(\gamma, \gamma') \leq \frac{1}{\sigma}(1 + \epsilon)d_F(\gamma, \gamma')$ in Theorem 9 when γ, γ' are not necessarily closed.

Theorem 7 (Stability under Fréchet perturbation of curves) *Let $\gamma, \gamma' \in \Gamma$ and $q_i \in \mathbb{R}^2$. If one of the following three conditions hold, then $|v_i(\gamma) - v_i(\gamma')| \leq \frac{1}{\sigma} d_F(\gamma, \gamma')$.*

- (1) $v_i(\gamma)v_i(\gamma') \geq 0$;
- (2) $v_i(\gamma)v_i(\gamma') \leq 0$ and q_i is on a line segment $\overline{\gamma(t)\gamma'(\alpha(t))}$, for some t , of the alignment between γ and γ' achieving the optimal Fréchet distance;
- (3) q_i is far enough from both curves: $\min_{p \in \gamma} \|q_i - p\|, \min_{p' \in \gamma'} \|q_i - p'\| \geq \sigma(1 + \sqrt{\ln(2\sigma/d_F(\gamma, \gamma'))})$.

Proof Let $p = \operatorname{argmin}_{p \in \gamma} \|q_i - p\|$ and $p' = \operatorname{argmin}_{p' \in \gamma'} \|q_i - p'\|$.

(1) Let $p = \gamma(t)$ and $p' = \gamma'(t')$ for some $t, t' \in [0, 1]$ and without loss of generality assume that $t \leq t'$. Then $\|q_i - p'\| \leq \|q_i - \gamma'(t)\|$ and so

$$\|q_i - p'\| - \|q_i - p\| \leq \|q_i - \gamma'(t)\| - \|q_i - p\| \leq \|p - \gamma'(t)\| = \|\gamma(t) - \gamma'(t)\| \leq \|\gamma - \gamma'\|_\infty.$$

Similarly, $\|q_i - p\| - \|q_i - p'\| \leq \|\gamma - \gamma'\|_\infty$. Now using the fact that the function $f(x) = \frac{x}{\sigma} e^{-\frac{x^2}{\sigma^2}}$ is Lipschitz, considering l^∞ -norm at endpoints, we get

$$|v_i(\gamma) - v_i(\gamma')| \leq \frac{1}{\sigma} \left| \|q_i - p'\| - \|q_i - p\| \right| \leq \frac{1}{\sigma} \|\gamma - \gamma'\|_\infty.$$

This shows that for two arbitrary reparametrizations α and α' of $[0, 1]$ we have $|v_i(\gamma \circ \alpha) - v_i(\gamma' \circ \alpha')| \leq \frac{1}{\sigma} \|\gamma \circ \alpha - \gamma' \circ \alpha'\|_\infty$. Noting that a reparametrization of a curve does not change either the

range or the direction of the curve, we get $|v_i(\gamma \circ \alpha) - v_i(\gamma' \circ \alpha')| = |v_i(\gamma) - v_i(\gamma')|$. Thus taking the infimum over all reparametrizations α and α' we obtain $|v_i(\gamma) - v_i(\gamma')| \leq \frac{1}{\sigma} \mathbf{d}_F(\gamma, \gamma')$.

(2) Let $r = \mathbf{d}_F(\gamma, \gamma')$ and let q_i be on a line segment alignment of γ, γ' with length at most r . So, there are points a and b on γ and γ' respectively within distance r such that q_i lies on \overline{ab} . Hence we have $\|p - q_i\| + \|q_i - p'\| \leq \|a - q_i\| + \|b - q_i\| = \|a - b\| \leq r = \mathbf{d}_F(\gamma, \gamma')$, and thus

$$|v_i(\gamma) - v_i(\gamma')| \leq \frac{1}{\sigma} (\|p - q_i\| + \|q_i - p'\|) \leq \frac{1}{\sigma} \mathbf{d}_F(\gamma, \gamma').$$

(3) This case implies $|v_i(\gamma)|, |v_i(\gamma')| \leq \frac{1}{2\sigma} \mathbf{d}_F(\gamma, \gamma')$. ■

Corollary 8 *Let $\gamma, \gamma' \in \Gamma$ be closed curves with both oriented clockwise/counterclockwise. Then $\mathbf{d}_Q^\sigma(\gamma, \gamma') \leq \frac{1}{\sigma} \mathbf{d}_F(\gamma, \gamma')$.*

Proof Using Condition (1) of Theorem 7, it is enough to show that if $q \in A \setminus A'$, then $|v_q(\gamma) - v_q(\gamma')| \leq \frac{1}{\sigma} \mathbf{d}_F(\gamma, \gamma')$, where A, A' , by Jordan's curve theorem, are the regions bounded by γ, γ' respectively. The case $q \in A' \setminus A$ comes by symmetry. We claim that q lies on a line segment of the alignment between γ and γ' achieving the optimal Fréchet distance. Then the statement of the theorem follows by Theorem 7 as Condition (2) will hold true.

Assume to the contrary that q does not lie on such a line segment. Now consider γ and γ' in $\mathbb{R}^2 \setminus \{q\}$ and let x_0 be a point in $\mathbb{R}^2 \setminus \{q\}$. Using the fact that in path-connected topological spaces, like $\mathbb{R}^2 \setminus \{q\}$, up to isomorphism of groups the fundamental group of the space is independent of the choice of base point x_0 (see [Hatcher \(2005\)](#) for example), we see that in $\mathbb{R}^2 \setminus \{q\}$, γ' is contractible (i.e. homotopic to x_0) but γ is homotopic to \mathbb{S}^1 , the unit circle. It means that there cannot be a homotopy between γ and γ' since the homotopy relation is an equivalence relation and \mathbb{S}^1 is not contractible, as their fundamental groups are not isomorphic.

On the other hand, let $r = \mathbf{d}_F(\gamma, \gamma')$ and let α be a reparametrization achieving the optimal alignment for Fréchet distance. It means that the mapping $F : [0, 1] \times [0, 1] \rightarrow \mathbb{R}^2$ defined by $F(s, t) = s(\gamma \circ \alpha)(t) + (1 - s)\gamma'(t)$ is a straight line homotopy between $\gamma \circ \alpha$ and γ' , and by assumption on q we know that this homotopy occurs in $\mathbb{R}^2 \setminus \{q\}$. Since reparametrizations do not change the homotopy class of curves, we observe that there is a homotopy between γ and γ' in $\mathbb{R}^2 \setminus \{q\}$, which is a contradiction. ■

Theorem 9 *Let $\gamma, \gamma' \in \Gamma$, $r = \mathbf{d}_F(\gamma, \gamma') > 0$, $\varepsilon > 0$ and $\sigma \leq \varepsilon^2 r^2 / 2$. Then*

$$\mathbf{d}_Q^\sigma(\gamma, \gamma') \leq \frac{1}{\sigma} (1 + \varepsilon) \mathbf{d}_F(\gamma, \gamma').$$

Proof Let $q_i \in Q$, $p = \operatorname{argmin}_{p \in \gamma} \|q_i - p\|$ and $p' = \operatorname{argmin}_{p \in \gamma'} \|q_i - p\|$. If $\|q_i - p\| \leq \varepsilon r / 2$, then considering the fact that γ' lives in the r -neighborhood of γ we have $\|q_i - p'\| \leq \varepsilon r / 2 + r$. Hence, $|v_i(\gamma)| \leq \frac{1}{\sigma} \|q_i - p\| \leq \frac{\varepsilon/2}{\sigma} r$, and similarly, $|v_i(\gamma')| \leq \frac{1}{\sigma} \|q_i - p'\| \leq \frac{(1+\varepsilon/2)}{\sigma} r$. Consequently, $|v_i(\gamma) - v_i(\gamma')| \leq \frac{1}{\sigma} (1 + \varepsilon) \mathbf{d}_F(\gamma, \gamma')$. The case $\|q_i - p'\| \leq \varepsilon r / 2$ comes by symmetry.

On the other hand, let $\|q_i - p\| > \varepsilon r / 2$ and $\|q_i - p'\| > \varepsilon r / 2$. Then using the inequality $\sigma \leq \varepsilon^2 r^2 / 2$ along with the fact that the function $f(x) = \frac{x}{\sigma} e^{-x^2/\sigma^2}$ is decreasing on the interval $[\sqrt{\sigma/2}, \infty)$, we gain

$$|v_i(\gamma) - v_i(\gamma')| \leq |v_i(\gamma)| + |v_i(\gamma')| \leq f(\|q_i - p\|) + f(\|q_i - p'\|) \leq 2f(\varepsilon r / 2) \leq \frac{\varepsilon}{\sigma} r.$$

This completes the proof. ■

4.3. Interleaving Bounds for l^∞ Variants

Using the l^∞ variants, we can show a stronger interleaving property. Let Ω be a bounded domain in \mathbb{R}^2 . Let $\text{diam}(\Omega) = \sup_{x,y \in \Omega} \|x - y\|$ be the diameter of Ω . We also denote by Γ_Ω the subset of Γ containing all curves with image in Ω . In Section 4.4 we show if $\gamma, \gamma' \in \Gamma_\Omega$ and Q is uniform on a domain Ω , then $\mathfrak{d}_H(\gamma, \gamma') = \mathfrak{d}_Q^{\text{mD}, \infty}(\gamma, \gamma')$. The signed variant $\mathfrak{d}_Q^{\sigma, \infty}$ is more related to \mathfrak{d}_F , but it is difficult to show an interleaving result in general because if a curve cycles around multiple times, its image may not significantly change, but its Fréchet distance does. However, by appealing to a connection to the Hausdorff distance, and then restricting to closed and convex (Corollary 12) or κ -bounded (Alt et al., 2004) curves (Corollary 13), we can still achieve interleaving bounds.

We first focus on closed curves, so slfs is infinite, and there are no boundary issues; thus it is best to set σ sufficiently large so the $\exp(-\|p - q\|^2/\sigma^2)$ term in v_q goes to 1 and can be ignored. Regardless, $\mathfrak{d}_Q^\sigma \leq 1/\sqrt{2e}$. Note that v_q and hence \mathfrak{d}_Q^σ has a $\frac{1}{\sigma}$ factor, so those terms in the expressions cancel out.

Lemma 10 *Assume that Q is a uniform measure on Ω and σ is sufficiently large. Let $\gamma, \gamma' \in \Gamma_\Omega$ be two closed curves such that $\mathfrak{d}_H(\gamma, \gamma') \leq \frac{\sigma}{\sqrt{2e}}$. Then $\frac{1}{\sigma} \mathfrak{d}_H(\gamma, \gamma') \leq \mathfrak{d}_Q^{\sigma, \infty}(\gamma, \gamma')$.*

Proof Let $r = \mathfrak{d}_H(\gamma, \gamma')$. Without loss of generality we can assume that $r = \sup_{p \in \gamma} \inf_{p' \in \gamma'} \|p - p'\|$. Since the range of γ is compact (the image of a compact set under a continuous map is compact), there is $p \in \gamma$ such that $r = \min_{p' \in \gamma'} \|p - p'\|$. Similarly, by the continuity of the range of γ' we conclude that there is $p' \in \gamma'$ such that $r = \|p - p'\|$. Because Q is dense in Ω , without loss of generality, we may assume that $p \in Q$. Since $p' = \text{argmin}_{p'' \in \gamma'} \|p - p''\|$, we observe that $v_p(\gamma') = \frac{1}{\sigma} \|p - p'\| = \frac{r}{\sigma}$. On the other hand, $v_p(\gamma) = 0$ as $p \in \gamma$. Therefore, at least one of the components of the sketched vector $v_Q(\gamma') - v_Q(\gamma)$ is $\frac{r}{\sigma}$ and so $\sigma \mathfrak{d}_Q^{\sigma, \infty}(\gamma, \gamma') \geq r$. ■

Corollary 11 *Assume Q is a uniform measure on Ω and σ is sufficiently large. Let $\gamma, \gamma' \in \Gamma_\Omega$ be two closed curves. Then $\mathfrak{d}_H(\gamma, \gamma') \leq \sqrt{2e} \text{diam}(\Omega) \mathfrak{d}_Q^{\sigma, \infty}(\gamma, \gamma')$.*

Corollary 12 *Let Q be a uniform measure on Ω and σ be sufficiently large. Let $\gamma, \gamma' \in \Gamma_\Omega$ be two closed convex curves with both oriented clockwise/counterclockwise and $\mathfrak{d}_H(\gamma, \gamma') \leq \frac{\sigma}{\sqrt{2e}}$. Then $\mathfrak{d}_Q^{\sigma, \infty}(\gamma, \gamma') = \frac{1}{\sigma} \mathfrak{d}_F(\gamma, \gamma')$.*

Proof Applying Lemma 10 and the $p = \infty$ version of Corollary 8 we get $\frac{1}{\sigma} \mathfrak{d}_H(\gamma, \gamma') \leq \mathfrak{d}_Q^{\sigma, \infty}(\gamma, \gamma') \leq \frac{1}{\sigma} \mathfrak{d}_F(\gamma, \gamma')$. Now by Theorem 1 of (Alt et al., 2004) we know that the Hausdorff and Fréchet distances coincide for closed convex curves. Therefore, $\mathfrak{d}_H(\gamma, \gamma') = \mathfrak{d}_F(\gamma, \gamma')$ and the proof is complete. ■

The proof of Lemma 10 shows that the inequality $\frac{1}{\sigma} \mathfrak{d}_H(\gamma, \gamma') \leq \mathfrak{d}_Q^{\sigma, \infty}(\gamma, \gamma')$ remains valid for non-closed curves γ and γ' as long as p' in the proof is not an endpoint of γ' . A piecewise linear curve γ in \mathbb{R}^2 is called κ -bounded (Alt et al., 2004) for some constant $\kappa \geq 1$ if for any $t, t' \in [0, 1]$ with $t < t'$, $p = \gamma(t)$, $p' = \gamma(t')$ we have $\gamma([t, t']) \subseteq B_r(p) \cup B_r(p')$, where $r = \frac{\kappa}{2} \|p - p'\|$. The class of κ -bounded curves comprises of κ -straight curves (Alt et al., 2004), curves with increasing chords (Rote, 1994) and self-approaching curves (Aichholzer et al., 2001).

Corollary 13 *Let Q be a uniform measure on Ω and σ be sufficiently large. Let $\gamma', \gamma \in \Gamma_\Omega$ be κ -bounded, with the Hausdorff distance not achieved at endpoints, and $\mathfrak{d}_H(\gamma, \gamma') \leq \frac{\sigma}{\sqrt{2e}}$. Then $\mathfrak{d}_F(\gamma, \gamma') \leq \sigma(\kappa + 1)\mathfrak{d}_Q^{\sigma, \infty}(\gamma, \gamma')$.*

Proof Using the non-closed version of Lemma 10 we have $\mathfrak{d}_H(\gamma, \gamma') \leq \sigma\mathfrak{d}_Q^{\sigma, \infty}(\gamma, \gamma')$. Now, since γ and γ' are κ -bounded, by Theorem 2 of (Alt et al., 2004) we have $\mathfrak{d}_F(\gamma, \gamma') \leq (\kappa + 1)\mathfrak{d}_H(\gamma, \gamma')$. Combining these inequalities we get the desired result. ■

4.4. Relation of $\mathfrak{d}_Q^{\text{mD}}$ to the Hausdorff distance

In this subsection we show that the unsigned variant of the sketch $v_{q_i}^{\text{mD}}(\gamma)$ based only on the minDist function, has a strong relationship to the Hausdorff distance. In particular, when Q is dense enough, and the l^∞ variant is used, they are identical.

Theorem 14 *Let γ, γ' be two continuous curves and $q \in \mathbb{R}^2$. Then*

$$|v_q^{\text{mD}}(\gamma) - v_q^{\text{mD}}(\gamma')| \leq \mathfrak{d}_H(\gamma, \gamma').$$

Consequently, $\mathfrak{d}_Q^{\text{mD}}(\gamma, \gamma') \leq \mathfrak{d}_H(\gamma, \gamma')$ for any landmark set Q .

Proof Let $r = \mathfrak{d}_H(\gamma, \gamma')$. Suppose $p = \operatorname{argmin}_{p \in \gamma} \|q - p\|$ and $p' = \operatorname{argmin}_{p' \in \gamma'} \|q - p'\|$. Let also $y = \operatorname{argmin}_{y \in \gamma} \|y - p'\|$ and $y' = \operatorname{argmin}_{y' \in \gamma'} \|y' - p\|$. Then we have $\|q - p\| \leq \|q - y\|$ and $\|q - p'\| \leq \|q - y'\|$ and according to the definition of the Hausdorff distance $\|y - p'\| \leq r$ and $\|y' - p\| \leq r$. Now there are two possible cases:

- (i) $\|q - p\| \leq \|q - p'\|$. Then using the triangle inequality we get $0 \leq \|q - p\| - \|q - p'\| \leq \|q - y\| - \|q - p'\| \leq \|y - p'\| \leq r$.
- (ii) $\|q - p'\| \leq \|q - p\|$. Then $0 \leq \|q - p'\| - \|q - p\| \leq \|q - y'\| - \|q - p\| \leq \|y' - p\| \leq r$.

Therefore, $|\|q - p\| - \|q - p'\|| \leq r$. The next inequality is immediate as we take average in computing \mathfrak{d}_Q . ■

Corollary 15 *Let $\Omega \subset \mathbb{R}^2$ be a bounded domain and Q is dense in Ω . If the range of γ, γ' are included in Ω , then $\mathfrak{d}_Q^{\text{mD}^\infty}(\gamma, \gamma') = \mathfrak{d}_H(\gamma, \gamma')$.*

Proof Employing Theorem 14 we only need to show $\mathfrak{d}_Q^{\text{mD}^\infty}(\gamma, \gamma') \geq \mathfrak{d}_H(\gamma, \gamma')$. Let $r = \mathfrak{d}_H(\gamma, \gamma')$. Without loss of generality we can assume that $r = \sup_{p \in \gamma} \min_{p' \in \gamma'} \|p - p'\|$. Since the range of γ is compact (the image of a compact set under a continuous map is compact), there is $p \in \gamma$ such that $r = \min_{p' \in \gamma'} \|p - p'\|$. Similarly, by continuity of the range of γ' we conclude that there is $p' \in \gamma'$ such that $r = \|p - p'\|$. Because Q is dense in Ω , without loss of generality, with an ε -discussion, we may assume that $p \in Q$. Since $p' = \operatorname{argmin}_{p' \in \gamma'} \|p - p'\|$, we observe that $v_p^{\text{mD}}(\gamma') = \|p - p'\| = r$. On the other hand, $v_p^{\text{mD}}(\gamma) = 0$ as $p \in \gamma$. Therefore, at least one of the components of the sketched vector $v_Q^{\text{mD}}(\gamma') - v_Q^{\text{mD}}(\gamma)$ is r and so $\mathfrak{d}_Q^{\text{mD}^\infty}(\gamma, \gamma') \geq r$. ■

5. Experiments: Trajectories Analysis via d_Q^σ Distance

Like with recent vectorized distance d_Q^{mD} (Phillips and Tang, 2019, 2020), this structure allows for very simple and powerful data analysis. Nearest neighbor search can use heavily optimized libraries (Ann Arbor Algorithms, 2018; Razenshteyn and Schmidt, 2018). Clustering can use Lloyd’s algorithm for k -means clustering.

Here we compare the use of d_Q^σ with d_Q^{mD} for various classification tasks. Previous work (Phillips and Tang, 2019) demonstrated that d_Q^{mD} performed comparably or significantly better than KNN classifiers with a large set of other distances (Dynamic Time Warping (DTW), discrete Hausdorff, discrete Fréchet (dF), LSH approximations of it, Edit distance with Replacements, LCSS). We compare with DTW from `tslearn` and dF from `similaritymeasures` python libraries. These other methods, can only use KNN classifiers, but the vectorized representation for d_Q^σ and d_Q^{mD} allow them to use any classification technique. We found d_Q^{mD} and d_Q^σ perform similarly on most data sets. Here we demonstrate the efficacy of d_Q^σ on three real-world data set and one synthetic one. When the orientation is inessential, it typically performs similar to d_Q^{mD} , but where orientation is essential, d_Q^σ provides significant advantage over d_Q^{mD} . In these comparisons we choose $|Q| = 20$ landmarks for each, chosen randomly near the data points, and listed in the Appendix. The trajectories are randomly split (70/30) into train and test data; we report test errors (misclassification rates) for several classifiers, averaged over 1000 random test-train splits in Table 1.

Car-Bus. We first consider a set of 78 car and 45 bus trajectories from the GPS Trajectories Data Set (Cruz et al., 2016) (available for public in UCI Machine Learning Repository) recorded in Aracuja, Brazil, after removing ones with < 10 critical points; see Figure 10 (Left) in Appendix A.3. We randomly generate 20 points as landmarks Q around the curves. With the v_Q^σ we achieve the best mis-classification rate of 0.1567 with Random Forest, while v_Q^{mD} can achieve error only 0.1830. Other non-linear classifiers achieve error between 0.22 and 0.25 for v_Q^σ and 0.21 and 0.30 for v_Q^{mD} . The linear SVM with both only achieves a test error of 0.36, indicating these representation, while informative, do not provide easily linearly separable representations. KNN classifiers with other distances have errors in the range 0.22 to 0.33, however these are not truly comparable since we did not have the same Q . We set $\sigma = 0.1$ for Gaussian and Poly-kernel SVM but $\sigma = 1000$ otherwise.

Characters. The Character Trajectories Data Set from UCI Machine Learning Repository consists of handwritten characters captured using a WACOM tablet. We chose similar letters p (131 trajectories) and r (119 trajectories) (see Figure 9) to classify. We randomly generate 20 points as landmarks and set $\sigma = 1000$. The signed feature map v_Q^σ achieves 0.01 error rate with Random Forest and Gaussian Kernel SVM whilst v_Q^{mD} cannot achieve better than 0.04 error rate. KNN classifier with dynamic time warping, discrete Fréchet, Hausdorff, d_Q^σ and d_Q^{mD} distances achieve 0, 0, 0.01, 0.02 and 0.04 error rates, respectively. However, d_Q^σ and d_Q^{mD} take about 0.25s to build and test a KNN classifier; DTW and Hausdorff take about 35s, and discrete Fréchet takes about 13,000s.

Pigeons flight paths dataset. Meade et al. (2005) and Mann et al. (2011, 2014) studied 321 recorded flight paths of pigeons repeatedly released from Horspath in the Oxford area. 40 of them are shown in Figure 10 (Right) in Appendix A.3. We evaluate whether we can distinguish a pigeon flight path from its reverse by randomly choosing half of the trajectories and reversing them. We randomly create a set of landmarks of size 20 around the curves and set $\sigma = 0.05$. The unsigned `minDist` function v_Q^{mD} cannot achieve better than 0.50 error rate; whereas our new map v_Q^σ achieves

0.001 error rate with Poly-Kernel SVM and at most 0.01 with other classifiers. KNN classifier with d_Q^σ and dynamic time warping achieve 0.01 and 0 error rates, respectively, and discrete Fréchet did not complete in 24 hours. On the other hand, non-orientation-preserving distances of d_Q^{mD} and Hausdorff distance had 0.47 and 0.42 error rates, respectively.

Directional synthetic dataset. Lastly, we create a synthetic dataset for which the direction information is essential. We generate 200 trajectories, so half move in a clockwise direction, and half in a counter-clockwise direction. Each trajectory has 100 waypoints. We define two boxes $A = [-1, 1] \times [-1, 1]$ and $B = [48, 49] \times [0, 5]$. For each trajectory, the start and end point is chosen in A , and the middle waypoint (number 50) will be in box B . For the first set of trajectories the first halfway points 2...49 will be in range $[-1, 49] \times [0, 5]$, and the second half 51...99 will be in $[-1, 49] \times [-5, 0]$. For the second half of the trajectories, the y range of the intermediate points 2...49 and 51...99 are reversed (the first half in $[-5, 0]$ and second half in $[0, 5]$). We try to classify the first half from the second half. While v_Q^{mD} never achieves better than 0.48 error rate (not much better than random), with all classifiers we achieve close to an error rate of 0 using v_Q^σ . Using KNN classifiers, dynamic time warping and discrete Fréchet, can also achieve near-0 error rates. In this experiment σ is set to 5, but other values can work as well as 5.

Table 1: Test errors with v_Q^σ and v_Q^{mD} vectorizations.

	Feature Mapping	v_Q^σ		v_Q^{mD}	
	Classifier	Mean	Std	Mean	Std
Car-Bus	Linear SVM, $C = 1$	0.3611	0.0000	0.3611	0.0000
	Gaussian Kernel SVM, $C = 1000, \gamma = 1000$	0.2246	0.0588	0.3017	0.0640
	Poly Kernel SVM, $C = 1000, \text{deg}=\text{auto}$	0.2453	0.0554	0.2880	0.0663
	Decision Tree	0.2299	0.0715	0.2123	0.0687
	RandomForest with 100 estimators, max depth=7	0.1567	0.0559	0.1830	0.0620
Characters	Linear SVM, $C = 1000$	0.0176	0.0235	0.0401	0.0356
	Gaussian Kernel SVM, $C = 1, \gamma = \text{auto}$	0.0124	0.0151	0.0381	0.0268
	Poly Kernel SVM, $C = 10, \text{deg} = \text{auto}$	0.0281	0.0224	0.0483	0.0345
	Decision Tree	0.0178	0.0284	0.0737	0.0465
	RandomForest with 100 estimators	0.0100	0.0138	0.0486	0.0330
Pigeons	Linear SVM, $C = 10000$	0.0025	0.0074	0.5058	0.0386
	Gaussian Kernel SVM, $C = 100, \gamma = \text{auto}$	0.0057	0.0103	0.5167	0.0388
	Poly Kernel SVM, $C = 1000, \text{deg} = \text{auto}$	0.0010	0.0042	0.5030	0.0399
	Decision Tree	0.0158	0.0129	0.5156	0.0435
	RandomForest with 100 estimators	0.0060	0.0079	0.5243	0.0394
Directional	Linear SVM, $C = 1$	0.0000	0.0000	0.5116	0.0574
	Gaussian Kernel SVM, $C = 1, \gamma = \text{auto}$	0.0000	0.0000	0.5116	0.0527
	Poly Kernel SVM, $C = 1, \text{deg} = \text{auto}$	0.0000	0.0000	0.4864	0.0525
	Decision Tree	0.0036	0.0088	0.5136	0.0608
	RandomForest with 100 estimators	0.0000	0.0000	0.5032	0.0584

Acknowledgments

Jeff Phillips thanks his support from NSF CCF-1350888, CNS- 1514520, CNS-1564287, and IIS-1816149. The authors thank Mickaël Buchet for helping uncover a technical issue in a previous version.

References

- Pankaj K. Agarwal, Rinat Ben Avraham, Haim Kaplan, and Micha Sharir. Computing the discrete frechet distance in subquadratic time. *Siam Journal of Computing*, 43:429–449, 2014.
- O. Aichholzer, F. Aurenhammer, C. Icking, R. Klein, E. Langetepe, and G. Rote. Generalized self-approaching curves. *Discrete Appl. Math.*, 109:3–24, 2001.
- Helmut Alt and Michael Godau. Computing the fréchet distance between two polygonal curves. *JCG Appl.*, 5:75–91, 1995.
- Helmut Alt, Christian Knauer, and Carola Wenk. Comparison of distance measures for planar curves. *Algorithmica*, pages 45–58, 2004.
- Nina Amenta and Marshall Bern. Surface reconstruction by voronoi filtering. *Discrete & Computational Geometry*, 22(4):481–504, 1999.
- Nina Amenta, Sunghee Choi, and Ravi Krishna Kolluri. The power crust. In *Proceedings of the sixth ACM symposium on Solid modeling and applications*, 2001a.
- Nina Amenta, Sunghee Choi, and Ravi Krishna Kolluri. The power crust, unions of balls, and the medial axis transform. *Computational Geometry*, 19(2-3):127–153, 2001b.
- Ann Arbor Algorithms. K-graph. Technical report, <https://github.com/aaalgo/kgraph>, 2018.
- Arturs Backurs and Piotr Indyk. Edit distance cannot be computed in strongly subquadratic time (unless seth is false). In *Proceedings of the forty-seventh annual ACM symposium on Theory of computing*, pages 51–58, 2015.
- Julian Baldus and Karl Bringmann. A fast implementation of near neighbors queries for fréchet distance (gis cup). In *Proceedings of the 25th ACM SIGSPATIAL International Conference on Advances in Geographic Information Systems*, 2017.
- Karl Bringmann. Why walking the dog takes time: Frechet distance has no strongly subquadratic algorithms unless SETH fails. In *FOCS*, 2014.
- Karl Bringmann and Marvin Künnemann. Quadratic conditional lower bounds for string problems and dynamic time warping. In *FOCS*, 2015.
- Karl Bringmann, Marvin Künnemann, and André Nusser. Walking the dog fast in practice: Algorithm engineering of the frechet distance. In *International Symposium on Computational Geometry*, 2019.

- Kevin Buchin, Maike Buchin, Wouter Meulemans, and Wolfgang Mulzer. Four soviets walk the dog: Improved bounds for computing the fréchet distance. *Discrete & Computational Geometry*, 58(1):180–216, 2017a.
- Kevin Buchin, Yago Diez, Tom van Diggelen, and Wouter Meulemans. Efficient trajectory queries under the fréchet distance (gis cup). In *Proceedings of the 25th ACM SIGSPATIAL International Conference on Advances in Geographic Information Systems*, 2017b.
- Kevin Buchin, Anne Driemel, Natasja van de L’Isle, and André Nusser. kcluster: Center-based clustering of trajectories. In *Proceedings of the 27th ACM SIGSPATIAL International Conference on Advances in Geographic Information Systems*, pages 496–499, 2019.
- Frédéric Chazal and David Cohen-Steiner. Geometric inference. *Tessellations in the Sciences*, 2012.
- Frédéric Chazal and Andre Lieutier. The “ λ -medial axis”. *Graphical Models*, 67:304–331, 2005.
- Frédéric Chazal, David Cohen-Steiner, and Quentin Mérigot. Geometric inference for probability measures. *Foundations of Computational Mathematics*, 11(6):733–751, 2011.
- Frédéric Chazal, Brittany Terese Fasy, Fabrizio Lecci, Bertrand Michel, Alessandro Rinaldo, and Larry Wasserman. Robust topological inference: Distance-to-a-measure and kernel distance. Technical report, arXiv:1412.7197, 2014.
- Lei Chen, M. Tamer Özsu, and Vincent Oria. Robust and fast similarity search for moving object trajectories. In *SIGMOD*, pages 491–502, 2005.
- Siu-Wing Cheng, Tamal K Dey, and Jonathan Shewchuk. *Delaunay mesh generation*. CRC Press, 2012.
- Michael O. Cruz, Hendrik Macedo, R. Barreto, and Adolfo Guimaraes. *GPS Trajectories Data Set*, February 2016.
- Mark de Berg, Atlas F. Cook IV, and Joachim Gudmundsson. Fast frechet queries. In *Symposium on Algorithms and Computation*, 2011.
- Anne Driemel and Francesco Silvestri. Locality-sensitive hashing of curves. In *33rd International Symposium on Computational Geometry*, 2017.
- Anne Driemel, Sariel Har-Peled, and Carola Wenk. Approximating the fréchet distance for realistic curves in near linear time. *Discrete & Computational Geometry*, 48(1):94–127, 2012.
- Anne Driemel, Amer Krivosija, and Christian Sohler. Clustering time series under the Frechet distance. In *ACM-SIAM Symposium on Discrete Algorithms*, 2016.
- Anne Driemel, Ioannis Psarros, and Melanie Schmidt. Sublinear data structures for short frechet queries. Technical report, ArXiv:1907.04420, 2019.
- Fabian Dütsch and Jan Vahrenhold. A filter-and-refinement-algorithm for range queries based on the fréchet distance (gis cup). In *Proceedings of the 25th ACM SIGSPATIAL International Conference on Advances in Geographic Information Systems*, pages 1–4, 2017.

- Thomas Eiter and Heikki Mannila. Computing discrete Frechet distance. Technical report, Christian Doppler Laboratory for Expert Systems, 1994.
- Arnold Filtser, Omrit Filtser, and Matthew J. Katz. Approximate nearest neighbor for curves — simple, efficient, and deterministic. In *ICALP*, 2020.
- Joachim Gudmundsson, Majid Mirzanezhad, Ali Mohades, and Carola Wenk. Fast fréchet distance between curves with long edges. *International Journal of Computational Geometry & Applications*, 29(2):161–187, 2019.
- Allen Hatcher. *Algebraic topology*. Cambridge University Press, 2005.
- Piotr Indyk. On approximate nearest neighbors in non-euclidean spaces. In *Proceedings 39th Annual Symposium on Foundations of Computer Science (Cat. No. 98CB36280)*, pages 148–155. IEEE, 1998.
- Alex Krizhevsky, Ilya Sutskever, and Geoffrey E Hinton. Imagenet classification with deep convolutional neural networks. In *Advances in neural information processing systems*, pages 1097–1105, 2012.
- Der-Tsai Lee. Medial axis transformation of a planar shape. *IEEE Transactions on pattern analysis and machine intelligence*, 4(4):363–369, 1982.
- Daniel Lemire. Faster retrieval with a two-pass dynamic-time-warping lower bound. *Pattern recognition*, 42(9):2169–2180, 2009.
- William E. Lorensen and Harvey E. Cline. Marching cubes: A high resolution 3d surface construction algorithm. *ACM SIGGRAPH Computer Graphics*, 21:163–169, 1987.
- Richard Mann, Robin Freeman, Michael Osborne, Roman Garnett, Chris Armstrong, Jessica Meade, Dora Biro, Tim Guilford, and Stephen Roberts. Objectively identifying landmark use and predicting flight trajectories of the homing pigeon using gaussian processes. *Journal of the Royal Society Interface*, 8(55):210–219, 2011.
- Richard P. Mann, Chris Armstrong, Jessica Meade, Freeman Robin, Dora Biro, and Tim Guilford. Landscape complexity influences route-memory formation in navigating pigeons. *Biology Letters*, 10:1020130885, 2014.
- Jessica Meade, Dora Biro, and Tim Guilford. Homing pigeons develop local route stereotypy. In *Proceedings of the Royal Society B* **272**, pages 17–23, 2005.
- Tomas Mikolov, Ilya Sutskever, Kai Chen, Greg Corrado, and Jeffrey Dean. Distributed representations of words and phrases and their compositionality. In *NeurIPS*, 2013.
- Jeffrey Pennington, Richard Socher, and Christopher D. Manning. Glove: Global vectors for word representation. In *EMNLP*, 2014.
- Jeff M. Phillips and Pingfan Tang. Simple distances for trajectories via landmarks. In *ACM GIS SIGSPATIAL*, 2019.

- Jeff M. Phillips and Pingfan Tang. Sketched mindist. In *International Symposium on Computational Geometry*, 2020.
- Ilya Razenshteyn and Ludwig Schmidt. Falconn-fast lookups of cosine and other nearest neighbors. <https://falconn-lib.org>, 2018.
- G. Rote. Curves with increasing chords. *Math. Proc. Cambridge Philos. Soc.*, 115:1–12, 1994.
- M.I. Schlesinger, E.V. Vodolazskiy, and V.M. Yakovenko. Similarity of closed polygonal curves in Frechet metric. *International Journal of Computational Geometry & Applications*, 11(6), 2018.
- Zeyuan Shang, Guoliang Li, and Zhifeng Bao. Dita: Distributed in-memory trajectory analytics. In *SIGMOD*, 2018.
- Martin Werner and Dev Oliver. Acm sigspatial gis cup 2017: Range queries under fréchet distance. *SIGSPATIAL Special*, 10(1):24–27, 2018.
- Ben H Williams, Marc Toussaint, and Amos J Storkey. A primitive based generative model to infer timing information in unpartitioned handwriting data. In *IJCAI*, pages 1119–1124, 2007.
- Dong Xie, Feifei Li, and Jeff M. Phillips. Distributed trajectory similarity search. In *VLDB*, 2017.
- Yu Zheng, Hao Fu, Xing Xie, Wei-Ying Ma, and Quannan Li. *Geolife GPS trajectory dataset - User Guide*, July 2011.

Appendix A. Technical Details on Defining the Normal and Computing $v_q(\gamma)$

We need to assign a normal vector to each point of a curve γ . Let $\gamma \in \Gamma$ and $q \in \mathbb{R}^2$. Assume $p = \operatorname{argmin}_{p' \in \gamma} \|q - p'\|$. If $p \in \operatorname{reg}(\gamma)$, as we mentioned in Section 2, according to the right hand rule, we can assign a unit normal vector to γ at p which is compatible with the direction of γ . We also assign a fixed normal vector at endpoints of a non-closed curve as we can use the normal vector of tangent line at endpoints that is compatible with the direction of curve. Now it remains to define a normal vector at critical points. We must be careful about doing this as any vector can be considered as a normal vector at critical points. Our aim is to define a unique normal vector at critical points with respect to a landmark point. Assume p is not an endpoint of γ . Denote by $N(p)$ the closure of the set of all unit vectors u such that u is perpendicular to γ at p and is compatible with the direction of γ by the right hand rule (for instance, in Figure 8(a), $N(p)$ is the set of all unit vectors between n and n'). Notice that for regular points on the curve $N(p)$ is a singleton and indeed, it does not depend on q but only on the direction of the curve. Then we define

$$n_p(q) = \operatorname{argmax} \{ |\langle u, q - p \rangle| : u \in N(p) \}.$$

It can be readily seen that $n_p(q) = \operatorname{sign}(q, p, \gamma) \frac{q-p}{\|q-p\|}$, where $\operatorname{sign}(q, p, \gamma)$ can be obtained via Algorithm 1. At endpoints we fix a normal vector, the one that is perpendicular to the tangent line. Notice, as the range of γ is a compact subset of \mathbb{R}^2 and the norm function is continuous, the point p exists. Continuity of the inner product and compactness of $N(p)$ guarantee the existence of $n_p(q)$ as well. A different algorithmic approach for finding $n_p(q)$, when p is a critical point, is given below.

A.1. Computing $n_p(q)$ and the Sign

Assume that a trajectory γ is given by the sequence of its critical points (including endpoints) $\{c_i\}_{i=0}^n$ and $\|c_i - c_{i+1}\| > 0$ for each $0 \leq i \leq n - 1$. The following algorithm determines the sign of a landmark point q with respect to γ when $p = \operatorname{argmin}\{\|q - x\| : x \in \gamma\}$ is a critical point of γ .

Algorithm 1: Find $\operatorname{sign}(q, p, \gamma)$

Input: A landmark $q \in \mathbb{R}^2$, a trajectory $\gamma = \{c_i\}_{i=0}^n$ and $p = c_i$ for some $0 \leq i \leq n$

Output: $\operatorname{sign}(\langle n_t, q - p \rangle)$

- 1 Find w_i (unit normal vector to the directed segment $\overrightarrow{c_i c_{i+1}}$)
 - 2 Find α (the angle between w_{i-1} and w_i)
 - 3 Find θ (the angle between w_{i-1} and $q - p$)
 - 4 Put $t = \frac{1}{2}(1 - \cos(\frac{\pi\theta}{\alpha}))$
 - 5 Let n_t be the normalized convex combination of w_{i-1} and w_i by t
-

Because each step in Algorithm 1 takes constant time, it is clear that the running time is $O(1)$. Now, in Algorithm 2, for a landmark point $q \in \mathbb{R}^2$ and a trajectory γ we provide steps to compute the sketch vector $v_q(\gamma)$.

Algorithm 2: Compute $v_q(\gamma)$

Input: A landmark $q \in \mathbb{R}^2$ and a trajectory $\gamma = \{c_i\}_{i=0}^n$

Output: $v_q(\gamma)$

- 1 **for** $i \leftarrow 0$ **to** $n - 1$ **do**
 - 2 Find d_i , the distance of q from segment $S_i = \overrightarrow{c_i c_{i+1}}$
 - 3 **end**
 - 4 Set $j = \operatorname{argmin}\{d_i : 0 \leq i \leq n - 1\}$
 - 5 Set $p = \operatorname{argmin}\{\|q - x\| : x \in S_j\}$
 - 6 Using Algorithm 1 compute $v_q(\gamma)$
-

It can be readily seen that Algorithm 2 can be run in linear time in terms of the size of γ .

A.2. Defining the Normal: A Computational Approach

If we look at self-crossing curves, for instance, we will notice that the landmark point q will opt for the crossing point p only if tangent lines of γ at p (where q lies in it) make an angle $\beta \geq \pi$ (see Figure 7). Therefore, there is no need to define a normal vector for all crossing points and without loss of generality we may assume that $\beta \geq \pi$.

Let γ be a curve with $\beta \geq \pi$ at a crossing point p (Figure 7(b),(c)). For $t \in [0, 1]$ we consider $n_t = \frac{(1-t)n + tn'}{\|(1-t)n + tn'\|}$, where n and n' are normal vectors to the curve at a crossing point p . It is necessary to agree that $n_{1/2} = 0$ if $n' = -n$ which is possible when $\beta = \pi$. Now the question is how to choose the parameter t ? Let α be the angle between n and n' and θ be the angle between n and $q - p$ (as shown in Figure 7(b),(c)), i.e. $\alpha = \arccos(\langle n, n' \rangle)$ and $\theta = \arccos(\langle n, \frac{q-p}{\|q-p\|} \rangle)$. Then $0 < \alpha \leq \pi$ and $0 \leq \theta \leq \alpha$ and thus $0 \leq \frac{\pi\theta}{\alpha} \leq \pi$. Now we can set $n_t = (1 - \cos(\frac{\pi\theta}{\alpha}))/2$. Therefore, the following hold:

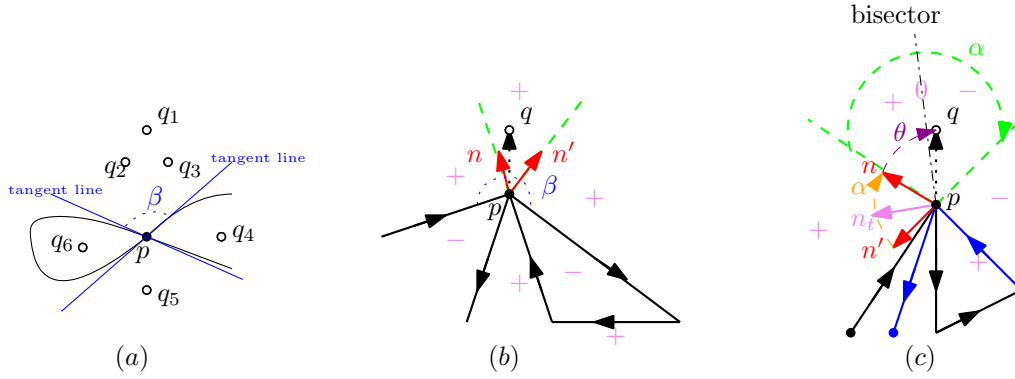


Figure 7: Choice of self-crossing point

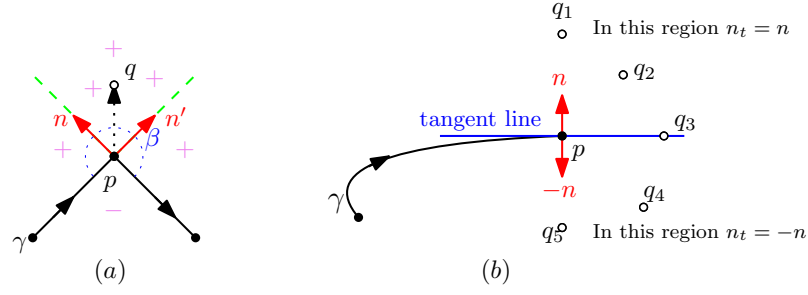
1. If $\theta = 0$, then $t = 0$, q is on the left dashed green line in Figure 7(c) and $n_t = n = \frac{q-p}{\|q-p\|}$.
2. Moving towards the bisector, n_t rotates towards n' and so θ increases (but still $\theta < \pi/2$). Hence $\langle n_t, q-p \rangle$ is positive and is decreasing as a function of θ .
3. When $\theta = \frac{\alpha}{2}$, $t = \frac{1}{2}$ and q is on the bisector of θ and $\langle n_t, q-p \rangle = 0$ (Figure 7(c)).
4. Moving from bisector towards the other side of the green dashed angle, θ increases and $\theta > \pi/2$. Thus $\langle n_t, q-p \rangle$ is negative and decreases.
5. If $\theta = \alpha$, then $t = 1$, q is on the right dashed green line in Figure 7(c) and $n_t = n' = -\frac{q-p}{\|q-p\|}$.

However, we will only need to compute the inner product of n_t and $q-p$, which can easily be obtained by $\langle n_t, q-p \rangle = \|q-p\| \cos(\frac{\pi}{\alpha}\theta)$.

The way we defined n_t is a general rule for any crossing and critical point. Now we are going to clarify obtaining n_t in different situations.

1. Let p be a critical point which is not a crossing point of γ . Then as above a landmark point q will choose p as an argmin point only if tangent lines at p constitute an angle $\beta \geq \pi$ and q is inside of that area (Figure 8(a)). In this case we can easily see that $n_t = \frac{q-p}{\|q-p\|}$ for any t .
2. In self-crossing case of Figure 7(b), again we can observe that $n_t = \frac{q-p}{\|q-p\|}$ for any t .
3. If p is an end point, we consider n as the normal vector at p to the tangent line at p to γ and we set $n' = -n$. Then for $t \in [0, \frac{1}{2})$, $n_t = n$, $n_{1/2} = 0$ and for $t \in (\frac{1}{2}, 1]$, $n_t = -n$ (see Figure 8(b)).

As we saw above, n_t depends upon the landmark point q , that is, a critical point p can be an argmin point for many landmark points q . Therefore, we use the notation $n_p(q)$ instead of n_t . For $p \in \text{reg}(\gamma)$ we set $n_p(q) = n_p$ for any q such that $p = \text{argmin}_{p' \in \gamma} \|q-p'\|$.


 Figure 8: Matching of n_t with $n_p(q)$

A.3. Trajectory plots and landmarks Q used in Section 5

The landmarks Q used in Car-Bus classification in Section 5 is

$$Q = \{[-11.51839252, -36.00167761], [-13.82387038, -41.06091863], [-5.52315713, -37.39424807], [-11.307905, -37.68847429], [-13.34456129, -36.62837387], [-11.25127849, -38.96427889], [-9.70920127, -37.70032869], [-10.84289516, -36.12955072], [-13.29665413, -37.43363195], [-9.06848519, -37.87890405], [-11.1337595, -36.73167919], [-11.15004646, -37.94099833], [-11.76909718, -33.96734203], [-11.29377414, -40.15240307], [-11.38400841, -37.02645598], [-10.64689404, -37.77147543], [-11.20407876, -36.41339879], [-9.16302112, -37.81380282], [-12.87662174, -38.41711695], [-12.27654292, -38.37274434] \}.$$

The landmarks Q used in characters dataset classification in Section 5 is

$$Q = \{[-32.4902653, 46.0044218], [-16.8353212, 4.43267019], [-110.587361, 25.9348076], [29.2457830, -39.9858732], [11.7810639, -77.9407977], [35.3840384, -12.5123595], [12.6823738, -19.9258348], [54.2110442, 31.0153988], [1.52758301, 3.62917151], [-46.2751522, -2.46585474], [32.5632345, -13.4574254], [3.96964624, 6.12114622], [-47.1061489, 17.8451989], [33.0163320, 4.06856467], [-39.1222051, -41.9573723], [-59.0871676, 62.9764287], [32.1785601, 72.9091697], [-48.3503786, 46.1095240], [25.0696612, -57.4618787], [8.60611470, 36.9777691] \}.$$

The landmarks Q used in pigeons dataset classification in Section 5 is

$$Q = \{[51.84008709, -1.20588467], [51.72283931, -1.26982576], [51.80884313, -1.27107579], [51.70708245, -1.18863574], [51.76219485, -1.19758355], [51.74535629, -1.24242755], [51.75137002, -1.26676556], [51.76411002, -1.3096359], [51.69815133, -1.26414871], [51.75161713, -1.24502458], [51.75894275, -1.29741779], [51.71222909, -1.10956269], [51.84580983, -1.24300095], [51.72781533, -1.1806641], [51.75728962, -1.27375996], [51.6389533, -1.24789817], [51.82411354, -1.13822127], [51.84027399, -1.2980129], [51.75530875, -1.28604281], [51.84218647, -1.2052331] \}.$$

The landmarks Q used in synthetic dataset classification in Section 5 is

$$Q = \{[31.25226115, -7.06554558], [15.5893362, 0.53644793], [46.0298242, 3.99239995], [42.01539614, 6.32997671], [47.38055911, 1.55938833], [20.77769647, -7.38738266], [2.49272512, 3.29996588], [22.88248179, 4.20715546], [11.45275598, -1.32409368], \}$$

[44.07861775, 4.51315021], [45.82336144, 4.15814764], [22.84178316, -3.18598697],
 [11.455545, 1.70912469], [-0.63639767, -5.20555862], [14.28345207, -0.26886728],
 [50.86332419, 4.82330847], [39.72143511, 6.7231165], [10.75453184, -3.27418179],
 [16.01803815, 1.11604296], [43.00847275, -4.83131665]}.

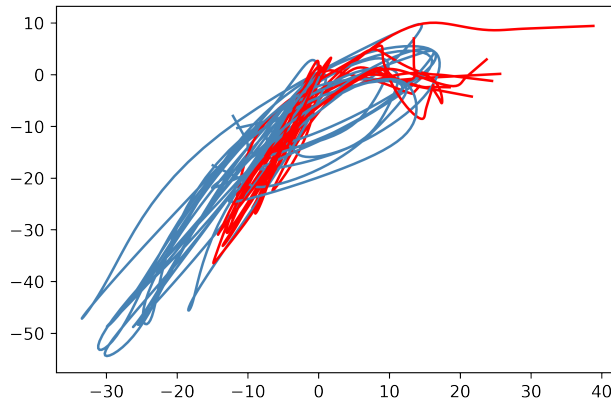


Figure 9: 10 trajectories (out of 131) for the letter p (blue) and 10 (out of 119) for the letter r (red).

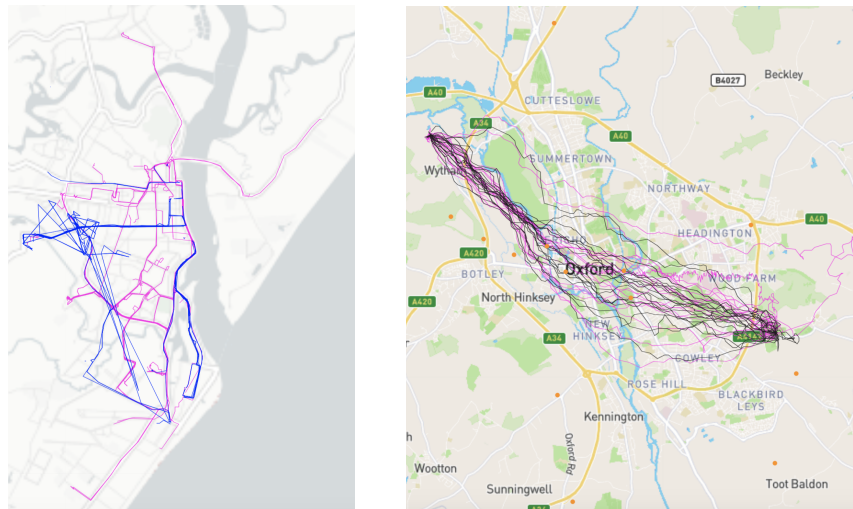


Figure 10: Left: Bus (blue) and car (pink) trajectories from the GPS Trajectories Data Set (Cruz et al., 2016) recorded in Aracuja, Brazil. Since landmarks are a bit far from trajectories, we have not shown them on the map. Right: 20 (out of 160) pigeons flight paths in one direction (pink) and 20 (out of 161) in the opposite direction (black) chosen from Horspath dataset recorded in Oxford area, with chosen landmarks (orange bullets).

The codes in Python and the car-bus dataset are stored in the following GitHub repository:
https://github.com/aghababa/Orientation_Preserving_Distance_MSML2021

We have also created the package *trjtrypy* in PyPI (<https://pypi.org/project/trjtrypy/>) which, among other functionalities, it includes both signed and unsigned feature mappings. The package is useful for visualization of trajectories as well. One can get access to the package just by running the command “*pip install trjtrypy*” in a command line.